



Providence Health International



Medical Supply Recovery Steps for Implementation

Laura Rodriguez

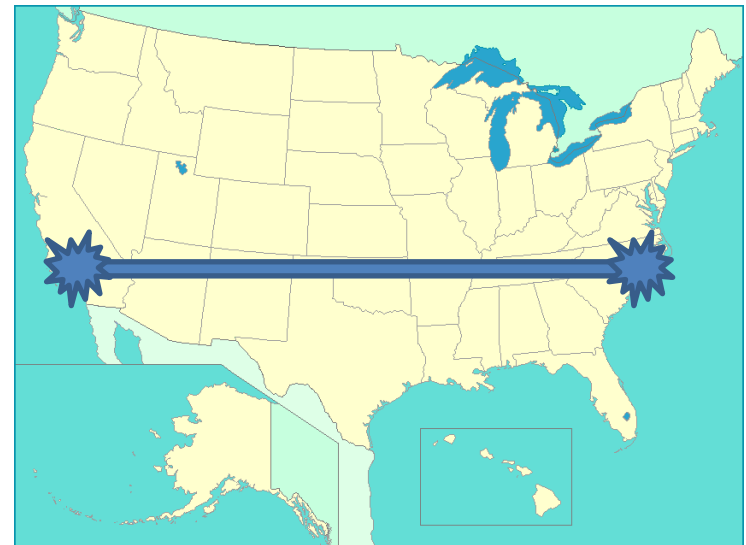
MSRO Partner Relations Manager

Laura.Rodriguez@providence.org

253-229-9364

Medical Surplus Recovery Work

- Every single year health care organizations in the United States dispose of **over 600,000 tons of medical surplus**.
- This is equivalent to a wall of supplies 14 million feet long, or the distance from California to the east coast.



<http://www.yourchildlearns.com/online-atlas/united-states-map.htm>

Medical Surplus Recovery Work

- Providence Health International has a medical supply recovery warehouse in Lacey, Washington, where we receive, sort, and redistribute unused medical supplies and equipment that would normally end up in a landfill.
- Each year for the last 28 years we have donated tons of supplies internationally and locally where there is limited access to health care.
- Providence Health International is creating sustainable change for those who are poor and vulnerable.



Opportunities

Your health care facility can help:

- Keep waste out of the landfill
- Increase medical supply contributions internationally & locally
- Serve the poor and vulnerable
- Increase caregiver engagement in protecting our environment.
- Encourage other hospitals to be a part of this mission work.



Volunteers in Washington State sort supplies intended for international partners.

Countries that received donations

- Bangladesh
- Cambodia
- Ethiopia
- Greece/Syria
- Guatemala
- Haiti
- Honduras
- Mexico
- USA
- Morocco
- Myanmar
- Nicaragua
- Nigeria
- Philippines
- Samaliland
- Syria
- Tanzania
- Uganda
- Ukraine

Recipient Organizations

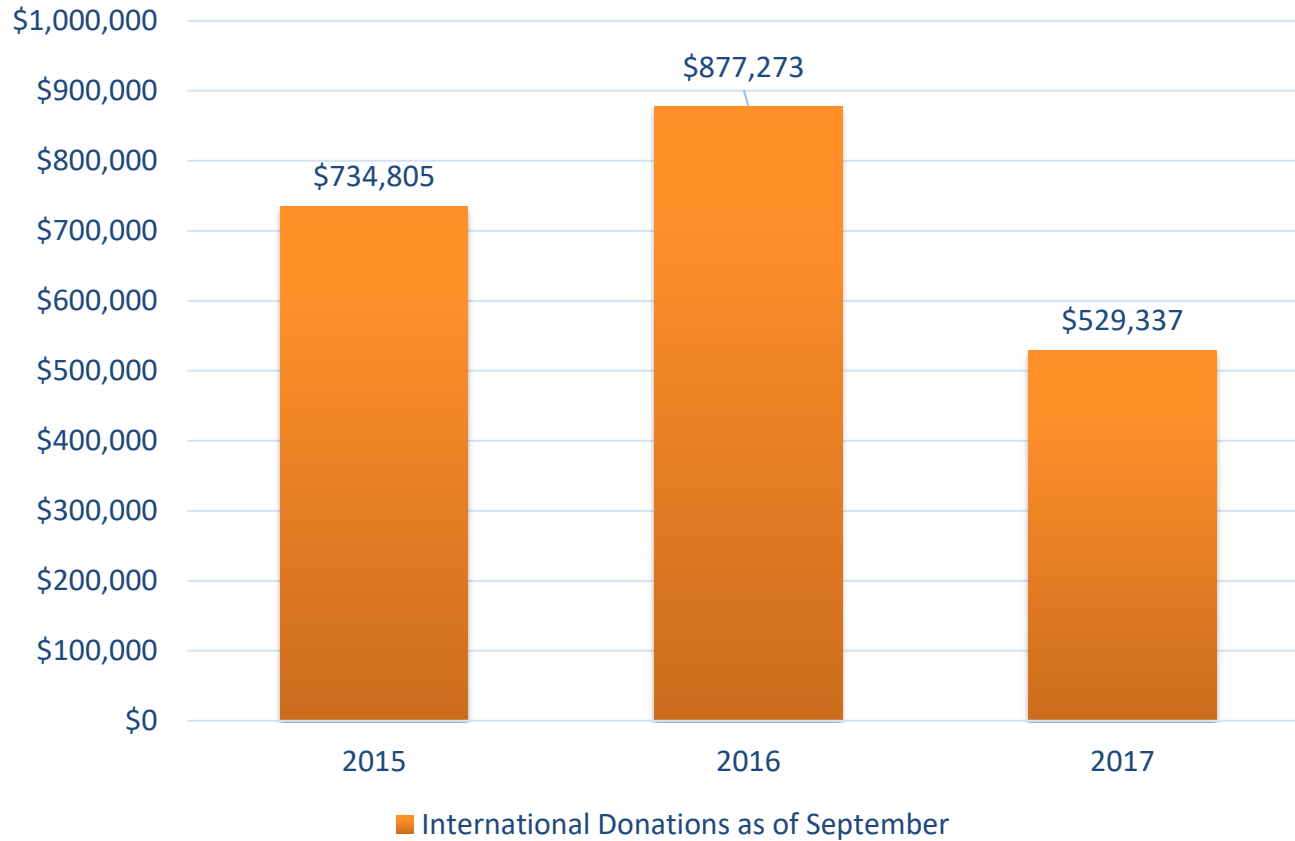
Angie Cherry
Asha Farah
Bonnie Hill/Global Brigades
Cassandra Green
Chicago Free Clinic Disp Of Hope
Cindy Gilbert/Missoula Medical Aid
David Euisung/Seed Of Health Ethiopia
Gateway
Gregory Parany
Hospital Sisters Mission Outreach
Jan & James Brauer
Jana Hoffman
Jane Wilson
Jeff Yonek
Jennifer Gould/Together
Joe Austin
John Hale / Double Harvest
Karen FULP / Medical Equipment Bank
Kathryn Barrera
Kelsey Christensen
FIP
Medical Teams International
Mike McDonnell
New Horizons
NW Furniture Bank
Pete Oglivie/Rotoplast

Peter Bellezza
Regina House
Rotoplast
Rotoplast International/Pete Oglivie
Sentinelle Medical Mission/Eddy Thomas
Shannon Ryfee / Global Grizzlies
Sheri Feeney
Sherry Williams/Camp Ten Tree
Suzy Happ/LA Casa Materna
Syrian American Medical Society
Tammy Furke/BMX
Tanya Semenko
Tera Lovell
Terri Lerette / Free Clinic
Terry Clark
Terry Clark/American Friendship Foundation
The City Church/Alexander Gerbig
Vivianne Sanchez
World Vision
Yolanda Stern

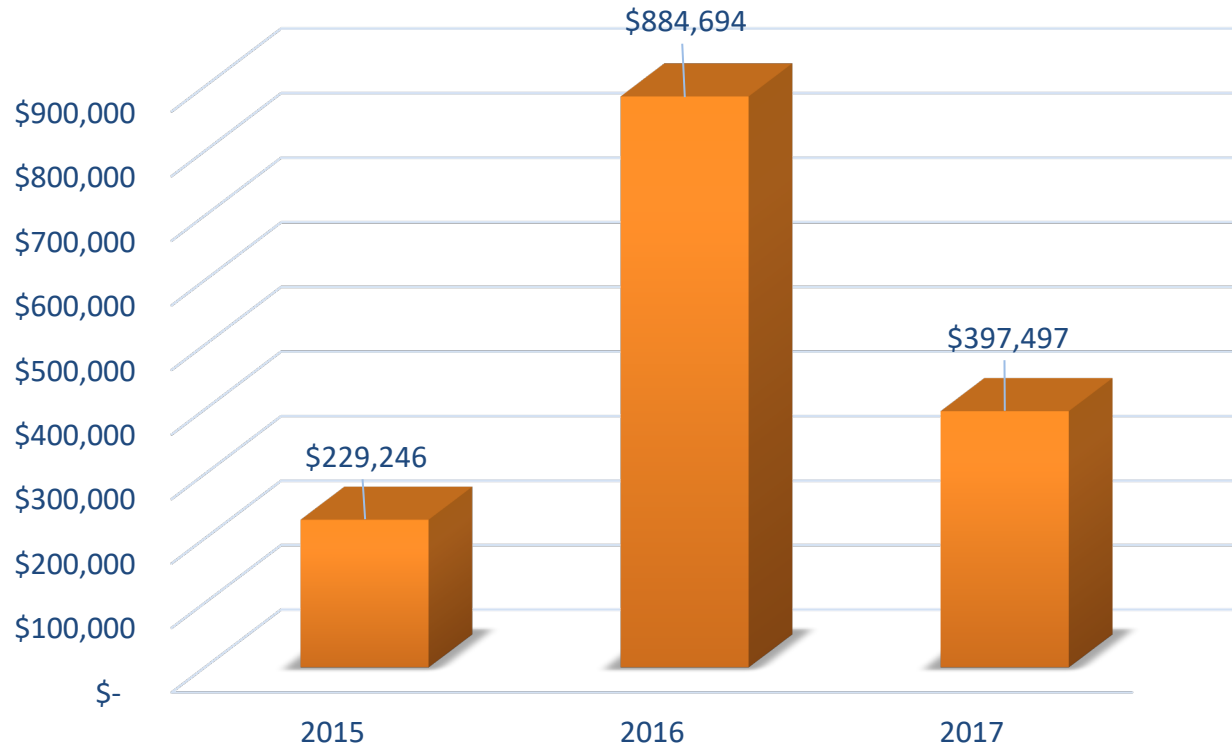
New Local Recipient Organizations

- Aids Housing Association
- Pierce County Aids Association
- Sexual Assault Center
- Thurston/Pierce Homeless Youth Program
- Catholic Community Services (Pierce and Thurston County)
- Molina Health
- Pierce County Connect
- Pregnancy Aid
- Tacoma Community College
- Bates Technical College
- Consejo Counseling
- Southwest Family Services
- Pierce County Health Department
- Metropolitan Development Council
- Olympia Rescue Mission
- Seattle Rescue Mission
- Tacoma Rescue Mission
- Swedish Community Programs
- Thurston County Food Bank

International Donations

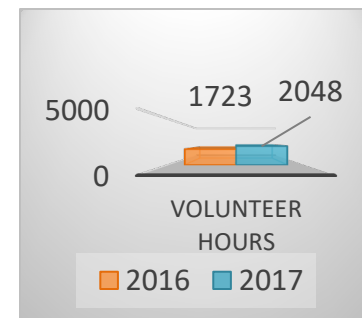
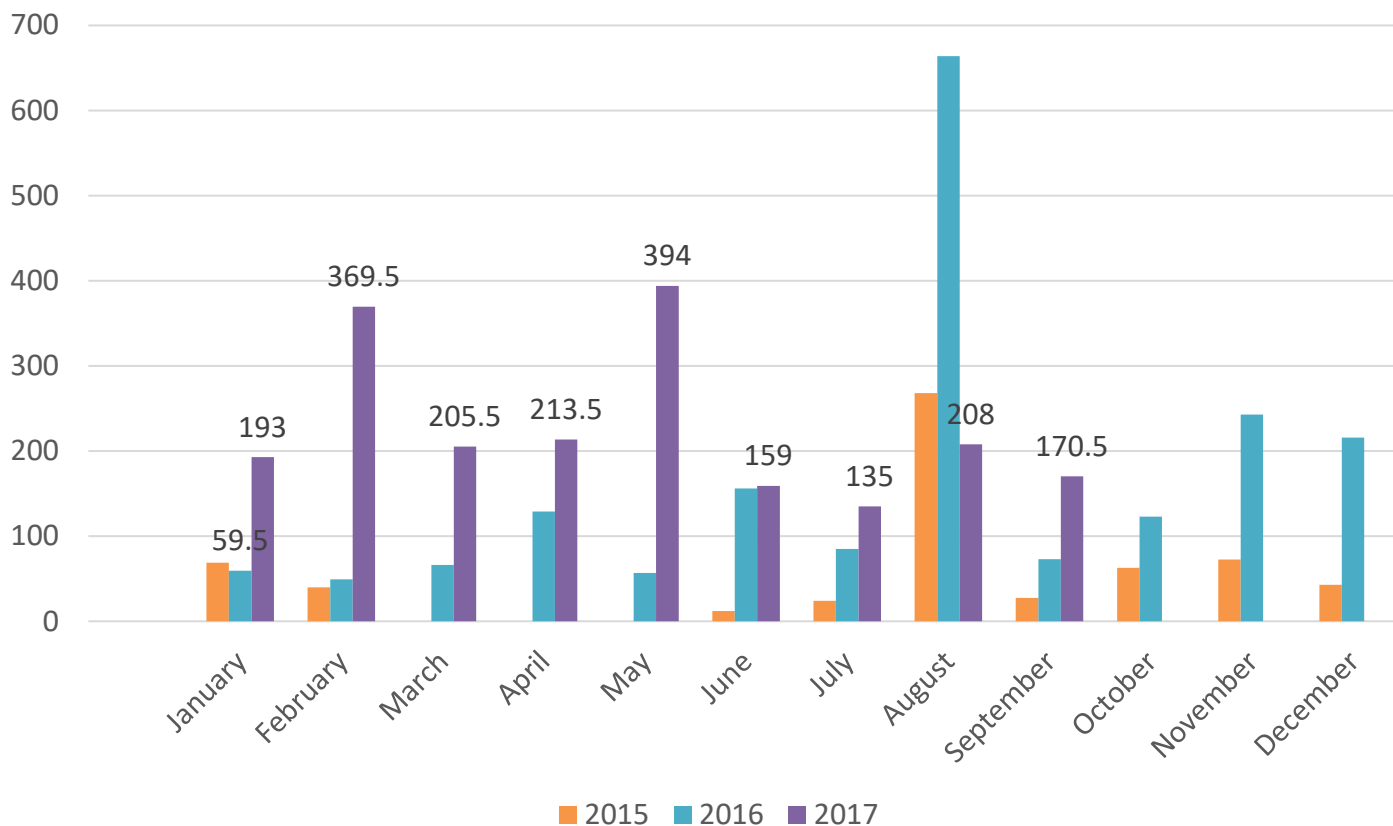


Donations to local Organizations



MSRO – Volunteers

Volunteer hours



How To Get Started

- Identify a champion caregiver on each floor who will be responsible in making sure staff is aware, motivated, and to encourage all staff to set supplies aside for the donation bin.



- Identify a visible location on each floor for a donation bin. Identify a designated location. **Do not store in soiled utility area.**
- We suggest you do an infection control risk assessment before you implement your program.

- Purchase a Rubbermaid 5 gallon polycarbonate utility tote: 9”Hx18Lx12’w Mfr#FG330400CLR




- Purchase a wall mounted bin hanger: Quantum storage systems mounted louvered panel 18" w x 19" H Mfr# QLP-1819 (please note that this is only a suggestion)



Signage

- Place a donation sign on the bin and another sign with the complete list of acceptable items just above or to the side. (PHI will provide signage)



Acceptable Medical Supplies

All items should be unused:

- Bandages & Dressings
- Gloves (Exam & Surgical)
- IV sets
- Lab Products
- Med Surgical Products
- Ortho Products
- Respiratory Products
- Surgical Products
- Patient Care Products
- Non-expired over the counter medication
- Patient Care Setting
- Radiology Setting
- Diagnostic & monitoring setting
- Laboratory Setting
- Respiratory Setting
- Surgical Setting
- Sterile Processing Setting



Acceptable equipment for donation: In all cases, equipment must be operationally complete, in good working condition, and come complete with any cords, leads, cables or supplies necessary for routine operation.

Not Accepted:

- Damaged equipment or equipment missing the manuals, cords, cables or components for normal operation.
- Partially used stomahesive paste, ostomy powder, toothpaste, creams or ointments.
- Absolutely no prescription meds of any kind.
- Instruments or products having blood contact which have not been properly decontaminated.

Process

- Nurses or environmental services should remove unused medical supplies from various areas and place them in the donation bins instead of throwing them away in the garbage.
- Please do not gather used, soiled, damaged, or expired items.
- No items from an isolation room.
- A designated supply chain person will pick up and empty the bins into their supply cart at the end of every week after they have stocked the patient floor or department.
- Supply chain will empty supplies into corrugated cardboard boxes near the loading dock and prepare items to be shipped out to Missions International in Lacey, WA.

Steps for Shipping Medical Surplus Items to Providence Health International MSRO:

Step 1 – Review list of acceptable items.

Step 2 – Items expiring within 14 months should be destroyed in the field.

Step 3 – Place miscellaneous surplus supplies in boxes and place on pallet, or place full boxes of product on the pallet.

Step 4 - Ship full pallets. Preferably 6'-8' tall. Shipped on a standard 40" x 48" wood pallet.

Step 5 – Fully shrink wrap pallet. And place pallet on loading dock for pick up.

Step 6 – Call or email CSC customer support and place order for pick up.

Step 7 – Label pallet with MSRO, donating facility name, and create a Bill of Lading for the driver.

Step 8 – CSC will notify you of scheduled pick up date or contact you if any questions on the donation

If you would like to ship an item that is not on the list or have a specific question, please contact

kevin.brown@providence.org.

CSC Customer Support

1-877-711-7341 M - F

6:00AM - 6:00PM

csccustomersupport@providence.org

Providence CSC - PHI MSRO
9225 Polaris Lane NE, Suite D
Lacey WA, 98516

Providence Health International

Acceptable Supplies for Donation

Bandages & Dressings <ul style="list-style-type: none"> • Ace Bandages • Band-Aids • Burn Dressings • Cotton Gauze Rolls • Gauze Sponges • Impregnated Dressings • Steri Strips 	Med Surgical Products <ul style="list-style-type: none"> • Catheters (all types) • Chest Drain Units • Chest Tubes & Trocars • Hemovac • Suction Tubing • Wound Drains 	Surgical Products <ul style="list-style-type: none"> • Cauteries • Drapes • Gowns • All Surgical Instruments • Knife Blades • Prepping Supplies • Sheets • Skin Markers • Skin Staplers • Surgical Masks • Sutures
Gloves <ul style="list-style-type: none"> • Exam • Surgical 	Ortho Products <ul style="list-style-type: none"> • Casting Materials • Cast/PostOp Shoes • Crutches • Knee Immobilizers • Sling • Splints 	Patient Care Products <ul style="list-style-type: none"> • Alcohol Swabs • Bedpans • Diapers • Patient Soap/Body Wash • Tape • Toothpaste & Brushes • Underpads
IV Sets <ul style="list-style-type: none"> • Burettes • Connectors • Extension Sets • Tubing Sets 	Respiratory Products <ul style="list-style-type: none"> • Airways • Nasal Cannulas • Oxygen Masks • Resuscitation Bags • Suction Caths • Trach Tubes 	Non-expired over the counter medication
Lab Products <ul style="list-style-type: none"> • Blood Collection Tubes • Culture Swabs & Tubes • Pipettes • Specimen Containers • Urinals 		

Acceptable Equipment for donation: In all cases, equipment must be operationally complete, in good working condition, and come complete with any cords, leads, cables or supplies necessary for routine operation.

Patient Care Setting <ul style="list-style-type: none"> • Bedside Tables • Commode Chairs • Exam Tables • Gurneys • IV Poles • IV Pumps • Med/Crash Carts • Patient Beds w/Mattresses • Patient Scales • Pediatric Cribs w/Mattresses • Walkers • Wheelchairs 	Diagnostic & Monitoring Setting <ul style="list-style-type: none"> • Oscopes • Pulse Oximeters • Stethoscopes • Blood Pressure Units • Electronic Thermometers • EEG Units • EKG Units • Fetal Heart Monitors 	Respiratory Setting <ul style="list-style-type: none"> • Humidifiers • Spirometer Units • Ventilators
Radiology Setting <ul style="list-style-type: none"> • Portable Xray Machine • Ultrasound Machine 	Laboratory Setting <ul style="list-style-type: none"> • Centrifuges • Incubators • Microscopes 	Surgical Setting <ul style="list-style-type: none"> • Anesthesia Machines • Delivery Tables • Head Lights • Instrument Sets • Mayo Stands • OR Lights • OR Tables • Suction Machines
		Sterile Processing Setting <ul style="list-style-type: none"> • Autoclaves • Light Tables • Instrument Trays

Not Accepted:

- Damaged equipment or equipment missing the manuals, cords, cables or components for normal operation
- Partially used stomahesive paste, ostomy powder, toothpaste, creams or ointments
- Absolutely no prescription meds of any kind
- Instruments or products having blood contact which have not been properly decontaminated

How to be successful and make a difference!

- Be consistent with supply collection and keep bin location in the same place.
- Make sure signage remains intact.
- Remind caregivers not to throw away usable supplies.
- Provide quarterly education of staff to ensure efforts are successful.
- Feel free to contact Laura.Rodriguez@providence.org or Kevin.brown@providence.org if you have any questions.