

Expected Discharge and Medically Ready for Discharge

Intended Audience: Inpatient Physicians and Advanced Practice Clinicians, Nurses, Case Managers, and Social Workers

Two dates are closely tracked for each admitted patient for discharge planning purposes: the date a patient is considered medically ready for discharge and the date of expected discharge. These two milestones can differ when there are logistical barriers to a patient's discharge.

↩
Expected Discharge ✎

↩
Medical Readiness for Discharge

📄

Expected Discharge

No discharge order

Expected Discharge: 3/24/2024

Expected Discharge Comment: Awaiting SNF bed

Expected discharge date last reviewed on 3/21/2024 at 1436 by Whitney Acadia, RN

👤

Medical Readiness for Discharge

Medically ready as of 3/21/2024 at 1437.

Updated by Chris Asparagus, MD on 3/21/2024 at 1442.

Definitions and Roles

- **Medically Ready for Discharge (MRD)** is the anticipated date a patient no longer needs acute services in the hospital. Physicians and APCs are responsible for documenting MRD. Case Managers, Social Workers, and Nurses are responsible for reviewing this information.
- The **Expected Discharge** date indicates when the patient is logistically ready for discharge. Case Managers, Social Workers, and Nurses are responsible for documenting this information.

Workflows by Role

Physician/APC (Click to expand this section)

Physicians and APCs should document MRD information during **Admission, Rounding,** and **Transfer** workflows.

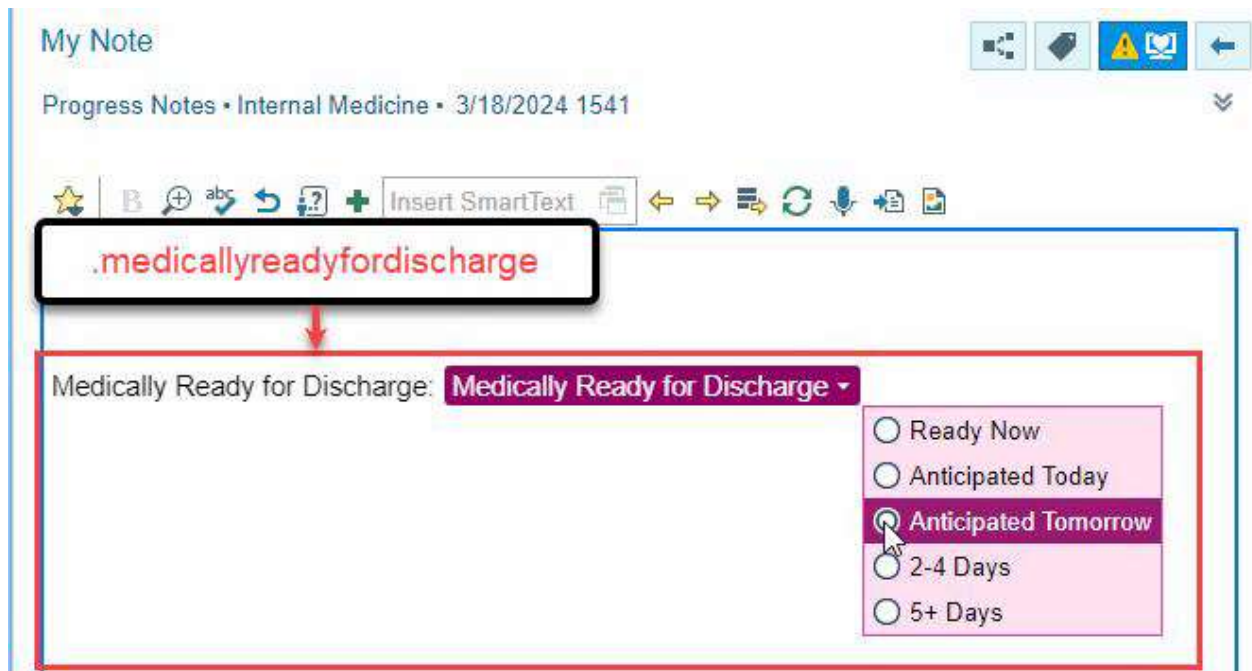
You have two options:

- Document the MRD date using a designated SmartPhrase in a note
- Add the date directly on the Expected Discharge form

Using the SmartPhrase in a note is generally the most efficient option since you will write a note for these workflows anyway, and the MRD SmartPhrase can be added to your note templates.

Document MRD Date in a Note

1. Add the **.medicallyreadyfordischarge** SmartPhrase (dot phrase) to your note.
2. Select the appropriate option within the embedded **SmartList**.
3. When you **Sign** the note, MRD information will automatically update within the Expected Discharge form and any other place the MRD appears.

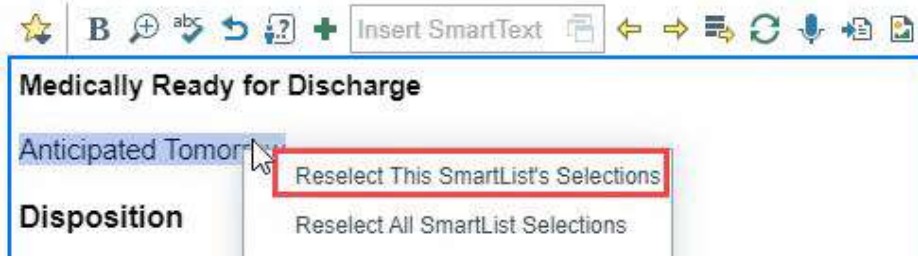


Warning

When you copy a previous note, the value last documented with the MRD SmartList remains static.

Follow these steps to update the MRD in a note that was copied forward:

1. Right-click the **SmartList**.
2. Choose **Reselect This SmartList's Selections**.
3. Make your **new selection**.



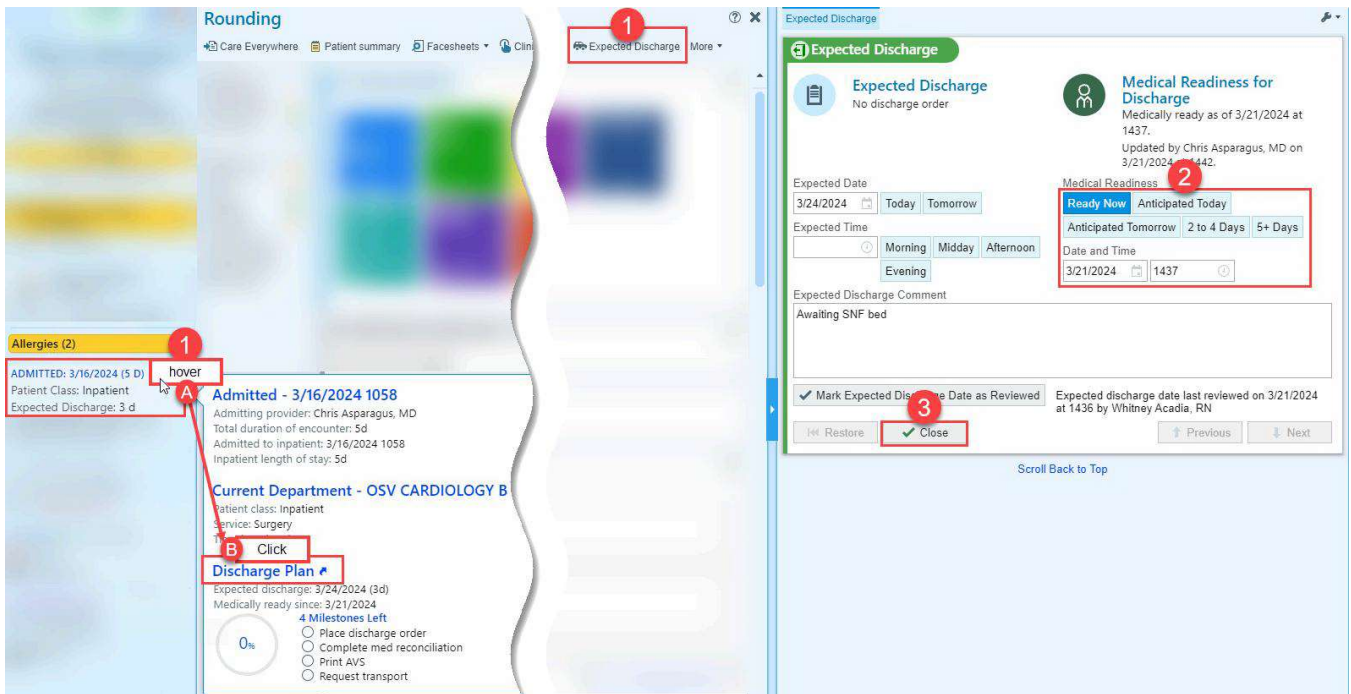
Document MRD Date on the Expected Discharge Form

1. Open the **Expected Discharge** form:

- Click the **Expected Discharge** convenience button on the workflow navigator.
-OR-
- Hover over the **Admitted** section of Storyboard, then click the **Discharge Plan** heading in the hover bubble.

2. Select the correct option(s) in the **Medical Readiness** section.

3. Click **Close**.



Implications of Documenting "Ready Now"

Once the patient reaches the milestone of medical readiness, you should select the **Ready Now** option.

Once that option has been selected:

- Physicians/APCs no longer need to update MRD.
- Epic starts tracking the difference between the medically ready date and the actual discharge date.

Caution

If the last MRD date documented is in the future or non-existent, and a new **Discharge Order** is signed today, the MRD date in the Expected Discharge form will be updated to **today's date**. This update will NOT be automatically reflected in your note.




Case Manager & Social Worker (Click to expand this section)

Case Managers and Social Workers are responsible for updating the **Expected Discharge** date and reviewing the **Medically Ready for Discharge** date for discharge planning purposes.

The Expected Discharge form may be accessed from Patient Lists, the CM/SW navigator, and Storyboard

Patient Lists

The Exp Disch Date column in Patient Lists displays a color-coded status icon along with the date last entered for the Expected Discharge date.

| Icon | Status | Last updated |
|---|-------------------|------------------------|
|  | Up to Date | 0-18 hours ago |
|  | Update Needed | 18-36 hours ago |
|  | Update is Overdue | more than 36 hours ago |

Follow these steps to update the Expected Discharge date from Patient Lists:

1. **Double-click** the **icon** under the **Exp Disch Date** column to open the form.
2. Update the **Expected Date** field.
3. Click **Mark Expected Discharge Date as Reviewed**.

Up To Date

Expected Discharge **3/21/2024**
Updated 0 hours ago by Sidney Abertam, RN

Comment:
Awaiting SNF bed

Double-click to update expected discharge.

Discharge Planning for Bakingmat, Tiburcio

Expected Discharge

Expected Discharge
No discharge order

Medical Readiness for Discharge
Medically ready as of 3/18/2024 at 1554.
Updated by Chris Asparagus, MD on 3/19/2024 at 1554.

Medical Readiness
Ready Now Anticipated Today Anticipated Tomorrow 2 to 4 Days 5+ Days

Date and Time
3/18/2024 1554

Expected Date
3/21/2024 Today Tomorrow

Expected Time
Morning Midday Afternoon Evening

Expected Discharge Comment
Awaiting SNF bed

Mark Expected Discharge Date as Reviewed Expected discharge date last reviewed on 3/19/2024 at 1632 by Sidney Abertam, RN

Restore Close Previous Next

Storyboard or the CM/SW navigator

1. Open the **Expected Discharge** form:
 - Click the **Expected Discharge** section in the table of contents.
-OR-
 - Hover over the **Admitted** section of Storyboard, then click the **Discharge Plan** heading in the hover bubble.
2. Update the **Expected Date** field.
 - **NOTE:** It is helpful to add a **Expected Discharge Comment** if the date is later than the MRD date.
3. Click **Mark Expected Discharge Date as Reviewed**.

3/16/2024 visit with Henley Abkhasia for Hospital Encounter

Expected Discharge
No discharge order

Expected Date: 3/24/2024 (Today, Tomorrow)

Expected Time: Morning (Midday, Afternoon, Evening)

Expected Discharge Comment: Awaiting SNF bed

Mark Expected Discharge Date as Reviewed

Expected discharge date last reviewed on 3/21/2024 at 1436 by Whitney Acadia, RN

Medical Readiness for Discharge
Medically ready as of 3/21/2024 at 1437.
Updated by Chris Asparagus, MD on 3/21/2024 at 1442.

Medical Readiness: Ready Now, Anticipated Today, Anticipated Tomorrow

2 to 4 Days, 5+ Days

Date and Time: 3/21/2024, 1437

Admitted - 3/16/2024 1058
Admitting provider: Chris Asparagus, MD
Total duration of encounter: 5d
Admitted to inpatient: 3/16/2024 1058
Inpatient length of stay: 5d

Current Department - OSV CARDIOLOGY B
Patient class: Inpatient
Service: Surgery

Discharge Plan
Expected discharge: 3/24/2024 (3d)
Medically ready since: 3/21/2024

4 Milestones Left

- Place discharge order
- Complete med reconciliation
- Print AVS
- Request transport

Nurse (Click to expand this section)

Nurses may also update the **Expected Discharge** date and review the **Medically Ready for Discharge** date for discharge planning purposes.

Both tasks may be initiated from the **Discharge Checklist** activity or **Storyboard**:

1. Open the **Expected Discharge** form:

- Click the **Expected Discharge** convenience button on the Discharge Checklist navigator.

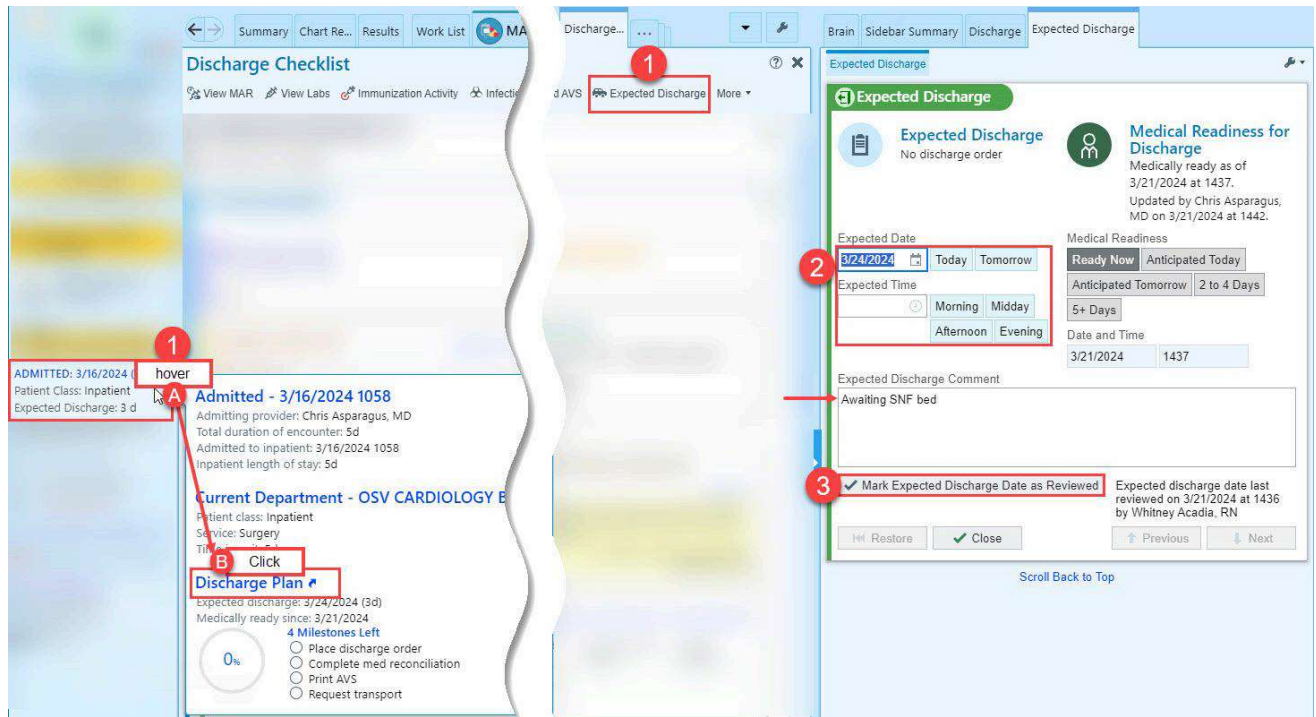
-OR-

- Hover over the **Admitted** section of Storyboard, then click the **Discharge Plan** heading in the hover bubble.

2. Update the **Expected Date** field.

- NOTE:** It is helpful to add an **Expected Discharge Comment** if the date is later than the MRD date.

3. Click **Mark Expected Discharge Date as Reviewed**.

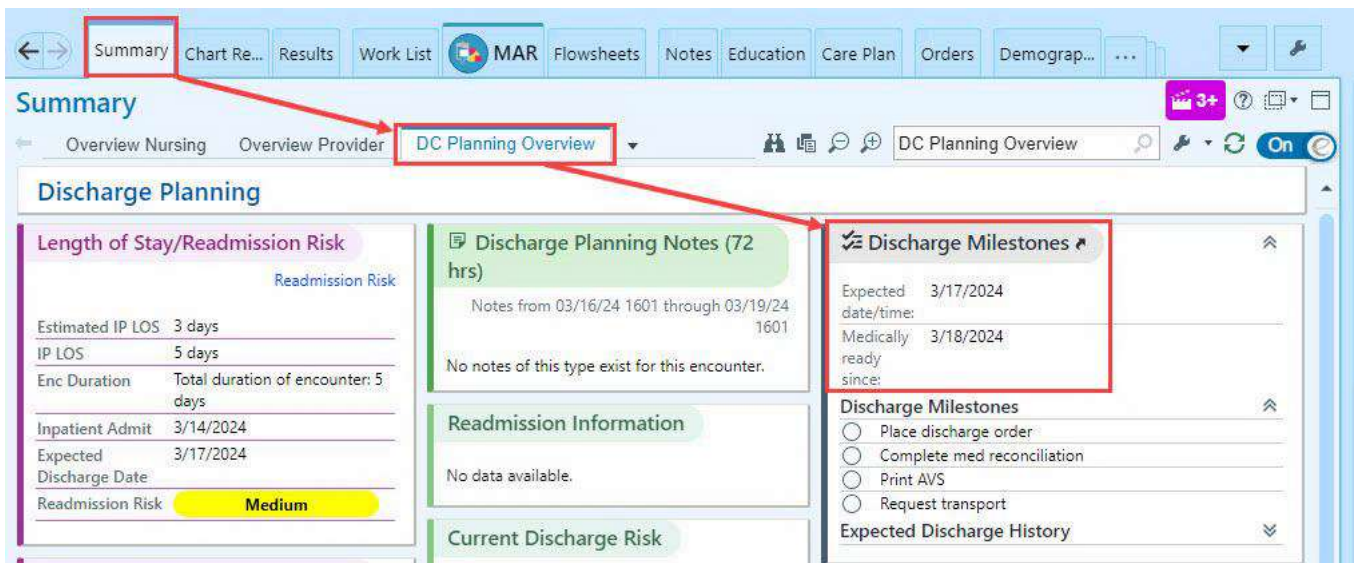


Additional Awareness Options

Both dates may be viewed from the Summary activity and by adding Medically Ready for Discharge columns to Patient Lists.

Summary Activity

Open the **DC Planning Overview** report to view the **Discharge Milestones** group.



MRD Patient Lists Columns

You may customize your **Patient Lists** by adding the Medically Ready for Discharge columns: **Med Ready?** and **Days Past Med Ready**.

See [Add Rich-Text Column to My Patient List](#) to learn how to add columns to Patient Lists.

| Days Past Med Ready | Med Ready? | Med | New |
|---------------------|-------------------------------------|-----|-----|
| 1 | Yes Hover | | |

Medically Ready for Discharge
Ready since: 3/18/2024
Days past: 1
Entered by: Chris Asparagus, MD
Entered: Less than 1 hour ago
Double-click to update medical readiness

Clinical Informatics Education and Adoption / Roe, Tina L
Version Date: 03/27/2024